




garage doors
classic style
INTELLIGENT DESIGN





garage doors
classic style
INTELLIGENT DESIGN





Our "smartpass" up and over doors have a built in pass door - perfect for those times when you want access to your garage without a separate side door. It opens just like a normal up and over door when you need it and opens just like a side door when you don't! See pages 4 and 5.



We do, of course, have matching side doors too! See page 6.



Windows allow natural light into your garage and the Vertical design is available with double glazed polycarbonate windows in clear or frosted.



If you love the look of real timber our cedar range is the perfect choice - see page 10 and 11 for the full range.



Traditional side opening doors are brought right up to date with all round lip seals and secure locking. See page 6.



Many garage doors can be draughty with large gaps and no seals. Our Thermo Premium door not only has seals but is insulated too, keeping warmth in and the weather out! See pages 8 and 9.



Steel Doors • Up and Over • "Smartpass"

Georgian



Classic Georgian profiles make this door a timeless favourite.

Horizontal



The classic horizontally ribbed door is brought up to date with a slimmer rib profile. Horizontal - the new standard.

garage doors
classic style
INTELLIGENT DESIGN


Security is solid and dependable. The attractive black handle sits easily in the hand and is lockable. Strong steel bracing ensures the door is a barrier to forced entry.



Cable operated steel latches engage every time with positive clunk. Latches are quickly retracted by the internal or external handle.



Every door includes MAXIPLUS operating gear as standard - narrow profile, high level lifting arms ensuring maximum drive through width at wing mirror height.



Vertical



Clean vertical lines give the Vertical a contemporary look. Available in side opening, "Smartpass" and personnel versions.

Vertical with "Smartpass"

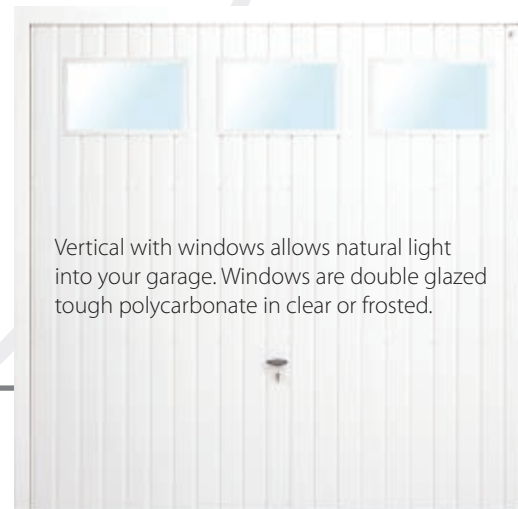


The Vertical with a "Smartpass" access door built in - an up and over door with a built-in access door for those times when you just don't need to open the whole door - classic style, intelligent design!

The bottom threshold provides an excellent seal against leaves and other debris blowing under your door. It can be removed if a flush threshold is preferred.



The door is built to fine tolerances that means no unsightly gaps around the door and a rigid strong panel that is durable and long lasting.



Vertical with windows allows natural light into your garage. Windows are double glazed tough polycarbonate in clear or frosted.

Aside from the ever popular white, doors are also available in the classic low gloss solid colours and shimmering metallic colours shown. *The Vertical and Horizontal designs are also available in golden oak and walnut effect wood grain laminates.


Every door is factory finished for excellent corrosion resistance.

	White (RAL 9010)
Brown (RAL 8017)	
Cherry Red (RAL 3005)	
Terracotta (RAL 8004)	
Golden Oak*	
Walnut*	
	Metallic Black (BTX 7700)
Metallic Green (BTX 4702)	
	Metallic Graphite (BTX 5703)



Steel doors • Side Hinged

Vertical



If you'd like better thermal performance from your door - just ask - we can upgrade side hinged doors with insulation between the outer skin and an added PVC back.

Our doors are strong, allowing sizes up to 14'0" wide to be accommodated.




Matching personnel doors share the same quality construction and ease of use.

Traditional side hinged doors are easy to operate and so simple. Our side hinged door has plenty of intelligent details that make daily use practical and effortless - the spring loaded floor stop is a good example - foot operated and effective on uneven ground - works every time!

garage doors
classic style
INTELLIGENT DESIGN


Side hinged, personnel and smart pass doors employ high grade corrosion protected hinges for smooth operation and elimination of leaf "sag".



Side hinged doors have lever activated top and bottom latches to the inactive leaf and handle operated latches to the active leaf. The handle can be locked from the outside.



A useful spring loaded floor stay is fitted to each side hinged door leaf to hold the door in the open position.



Door Operating Mechanisms

The retractable opening mechanism is renowned for long term reliability and easy operation.



Doors are hung in their frames at the factory, tested and adjusted for perfect operation and then packed ready for shipping. The spring assisted arms lift the door smoothly up and over into tracks making these doors perfect for electric operation too!




Steel bracing gives side hinged doors a robust feel in every day use. Each door includes a threshold to provide a barrier to leaves and dust and provide latching points for the twin bottom lock latches. Aside from simple fixings there is no need to drill large holes for drop bolts in the garage floor.

Side hinged doors are secured with cable activated latched to the top and bottom of each door leaf. The door threshold means no holes for bolts need to be drilled into the garage floor.




Up and over doors feature a retractable opening mechanism that lifts the door up and back into horizontal tracks for reliable and easy operation every time.



Spring assisted arms ensure the door is light and easy to operate. Retractable operation is ideal for adding a remote control motor.




Doors with a built in "Smartpass" access door have an additional handle and lock to operate and secure the door. The handle engages and releases twin cable operated latches.





Steel doors • Thermo Premium Insulated Up and Over

Wide Rib Horizontal in white



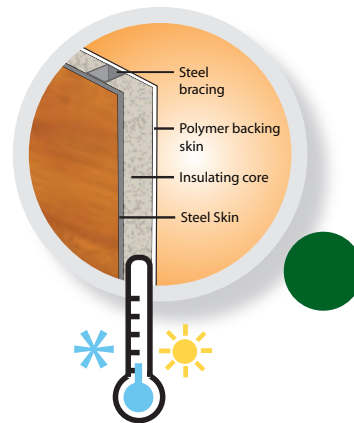
Wide Rib Vertical in white



Wide Rib Vertical in golden oak



U Value 1.5 W/m²K



The Benefits of insulation in a garage door are significant if you want your garage to be anything more than a cold outhouse - insulation allows your garage to become a pleasant environment suited to many uses. It will also help reduce the need for extra heating if your garage is under a bedroom and in turn lower your energy bills.

garage doors
classic style
INTELLIGENT DESIGN

Wide Rib Horizontal in golden oak



The inside face of the door is especially tidy - a wipe clean PVC skin creates a light reflecting, neat finish.

Wide Rib Horizontal in walnut



	White (RAL 9010)	
Golden Oak		
	Walnut	
Metallic Black (BTX 7700)		
	Metallic Graphite (BTX 5703)	

Classic white is supplemented by attractive wood grain effect smooth laminates in golden oak and walnut and two metallic finishes. Every door is factory finished for excellent corrosion resistance.

Effective side and top seals combine with the bottom threshold to create a door with excellent thermal performance that retains the simplicity and reliability of a retractable opening mechanism. Another example of our intelligent design!



Timber doors

The natural beauty of timber shines through on our range of up and over doors. Benefiting from the same excellent opening mechanism, locking and strong steel chassis, these doors add a classic touch to any home.

If you are fitting doors side by side, let us know and we'll craft a pair finished to a similar shade - remember wood is a natural material and no two doors are alike!

If you'd like to create your own design, we offer an open chassis into which you can fit your own panels up to a maximum weight of 7.5 kilograms per square metre.

Fairbourne (shown in Light Oak)



Cedar faced ply and cedar mouldings

Bamburgh (shown in Light Oak)



Cedar boards and mouldings




garage doors
classic style
INTELLIGENT DESIGN

Highclere (shown in Light Oak)




Cedar boards and mouldings

Meriden (shown in Basecoat)



Tongue & groove cedar boards

Sheringham (shown in Light Oak)



Cedar boards and mouldings

Tewksbury (shown in Basecoat)



Tongue & groove cedar boards

Ullswater (shown in Light Oak)



Cedar faced ply and cedar mouldings

Whitewell (shown in Light Oak)



Cedar faced ply and cedar mouldings



Doors are available basecoat treated ready for staining to a shade of your choice or fully finished in the colours above.





LEGBUD UK, Unit 19, The Fort Industrial Park,
Dunlop Way, Birmingham B35 7AR

Tel: 0121 749 3699
Fax: 0121 748 2677
e-mail: sales@legbud.co.uk
web: www.legbud.co.uk

garage doors

classic style

INTELLIGENT DESIGN



No garage? No problem! We also supply steel garages in premium polymer coated steel for outstanding corrosion protection.

Two sizes are available with dimensions of the garage in mm: 3000x5000x2100x1900 and 3000x6000x2200x1900 (width x length x height front x height rear). Special sizes can also be made - please let us know your requirements.

Garages are made of steel galvanized sections. Walls and roof are clad with trapezoidal sheet - galvanized or coated in the colours shown right. Wall sheets are fixed to the structure with use of steel rivets and the roof sheets are fixed with self-drilling screws with gaskets. Standard garages are fitted with a retractable mechanism door, with a built in "Smartpass" door and side hinged doors available as an option.

The structure of the garage makes the installation exceptionally simple and quick. The garage is fixed to the base (prepared by others) by screwing the structure to the foundations with use of (steel) expansion bolts.



Garages are available in galvanised finish or the classic low gloss solid colours and shimmering metallic colours shown above.

Product Guarantees

Legbud Gargula manufactures products to the highest standards and your garage door only leaves our factory after a thorough quality and testing process.

In the unlikely event of a warranty claim, please contact your dealer that installed your garage door, and supply them details of the barcode on the side of the door. Your dealer will supply further details of your claim with proof of purchase, to the Warranty Department at LEGBUD UK.

1. Warranty Period.

A warranty covering the safe and reliable operation of the LEGBUD garage door for a period of 10 years from the date of purchase is given to the original purchaser.

The purchaser is given a 2 year warranty for all springs; tracks; rollers; and hinges for normal use, whereby normal use constitutes no more than 5 operations (open/close) per day. We recommend that they are inspected annually by a competent engineer. The warranty period for replacement parts is 6 months or for the remainder of the warranty period.

2. Requirements.

Warranty is valid in the country where the garage door was purchased. The product must have been purchased through one of our authorised partners and a barcode and receipt of purchase provided. The warranty only covers damage to the garage door.

3. Performance.

During the warranty period we will rectify defects to the Legbud product that can be proved to be material or manufacturing faults. At our discretion we will either exchange; repair; or reduce the price. We will not accept any costs for dismantling; installation; or delivery.

The warranty does not cover damage caused by:

- Improper transport and fitting.
- Repairs by non-qualified or non competent individuals.
- External influences such as fire, water, alkaline solutions, acid, bird droppings or abnormal atmospheric pollution.
- The use of non Legbud parts without the approval of the manufacturer.

Additional Information:

- It is a fundamental condition of this guarantee that the product has been installed, maintained and serviced correctly and is used solely for the purpose for which it was designed.
- Incorrect installation, maintenance and service will invalidate this warranty.
- The door must be kept in a clean condition and free from impact damage.

Presented by: